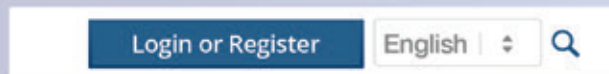


The final portion of each International Training eLearning course is a final exam. The exam must be completed in order and during one session, meaning once it is started, it has to be finished. You must achieve a minimum passing score for each exam. If you do not, you will have to retake the exam.

Once the exam is successfully completed, the final screen will be a congratulations screen, along with additional instructions. It is important that at this time, you either print off the detailed student report or save it to your computer. The information contained in the report is critical to your instructor. Your instructor will review the report with you when you start the next phase of the course. This phase consists of the face-to-face academic session before the in-water training begins.

Coming Back to tdisdi.com and Logging In:

1. Open a web browser and enter **tdisdi.com**
2. At the top of the page, select **Login or Register**. This will lead you to the login section to access your user profile.



3. Enter your **username:**
4. Enter your **password:**
(Use the blanks above to record your username and password.)
5. Once you have successfully logged in, select the **My eLearning** section in the navigation bar.



6. In the **My eLearning** section, you will see two tables: **Courses in Progress** and **Completed Courses**. Highlight the course you are taking, under the courses in progress list, and then select **Go to Course**.



The moment you have been waiting for!

Now it's time to hit the water! Depending on which course you are taking, you may have to learn some skills in confined water (pool) or you could be heading straight to open water. Have fun and remember to stay safe.

Advancing your Skills and Knowledge

SDI, TDI, and ERDI have a wide variety of sport, technical, and public safety diving courses available. When you are ready, you can sign up for any eLearning program we offer and there are no prerequisites to take online courses₁. They are available at your fingertips 24 hours a day, seven days a week₂. All you need is a device with internet access. So what are you waiting for? Jump online now and expand your diving knowledge!

System Requirements

For the most up to date view of the System Requirements, visit the bottom of any page listed to find the **System Requirements** link to ensure a smooth experience while using the site.

1. There are no prerequisites to participate in eLearning; however, you must meet minimum prerequisites in order to get certified. Should you have any questions, consult with your Instructor.
2. There may be periodic downtime for system maintenance and updates.



eLearning User Guide



Me Learning
eLearning that fits me



Your eLearning Course:

Your Sign-Up Code:

Getting Started FOR STUDENTS

Thank you for choosing International Training's eLearning program to complete your scuba diving course academics. These programs were designed to give you a firm foundation upon which to begin your in-water training.

Let's Get Started:

1. Open a web browser and go to **tdisdi.com**
2. Select the button titled “**elearning**” in the top left corner of the screen.

Home | Contact | **eLearning**



3. Do you have a code?

YES - Use the “**Enter Code**” box to redeem your code

NO - Browse courses available using the “**View all elearning courses**”

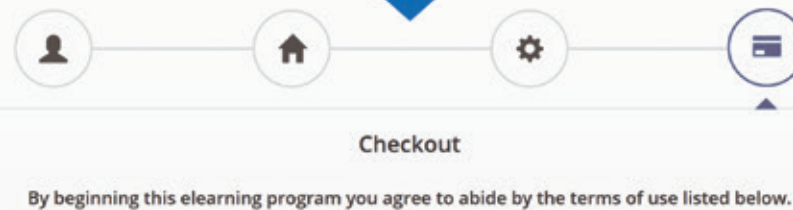
4. If you haven't created a profile you'll be prompted to before proceeding. You'll enter contact information, an address, and login information. Please ensure accuracy when entering information as this profile will be associated with your certifications and your permanent system account. Please do not create multiple accounts.

Contact Information


Prefix ---	First Name* First Name	Middle Name Middle Name	Last Name* Last Name	Suffix ---
Date of Birth (YYYY-MM-DD)* YYYY-MM-DD	Phone Number* Phone Number	Gender* Not Selected		

eLearning

If you have an account simply log in and you'll be pushed to step 4 – payment and terms of use. The payment section won't appear for code users, as their code was purchased from the dive center.



5. After completing the terms of use you'll submit the payment and begin your course.

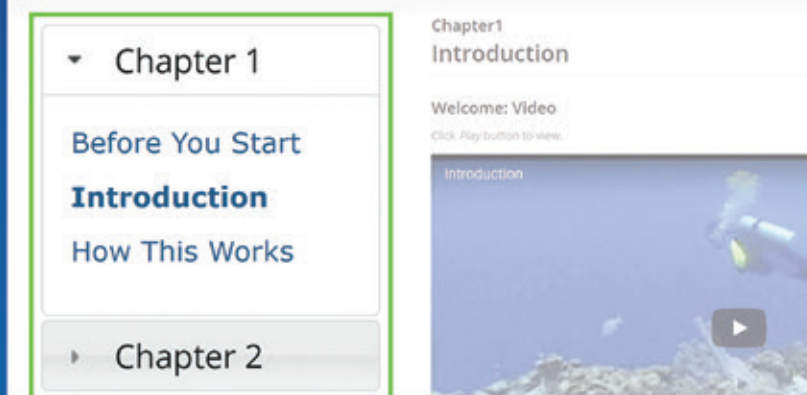


6. After the course is completed you'll have options to select a dive center (not for code users), complete a liability waiver, and download a medical release. Once those steps are completed you'll be directed to the completion page with PDF files to take to your dive center.

Course Setup

Each folder in the Course Layout section represents a chapter of the course. Each page inside of the folder represents a page of content. You cannot click on a page until you have progressed through all the pages before it. When you return later you will be able to advance directly to the last page you viewed.

tdisdi.com



Each chapter will discuss a topic. You will navigate a number of pages with text, pictures, illustrations and animations. Some courses have embedded video. At the end of each chapter there will be a knowledge review exam. In order to progress to the next chapter you will need to score 100% on the review. If you miss a question, the system will show you the correct answer and prompt you to review the material. Once you pass the review you will move on to the next chapter.

Chapter2

Chapter 2 Quiz



If you have any questions during your course simply reach out to us directly using the online chat feature. If that feature is not active please use the “contact us” link to reach us via phone call or email.



Chat with an Instructor!